

pBone  
music

---

# Five Ways

Elementary Educators Use  
pInstruments in their  
Classrooms



# Welcome to the **pInstrument** classroom experience!

---

pBone  
music

Schools and districts across the country - and around the world - are expanding their students' music skills experience, allowing learners to experience and create music in new and exciting ways.



We've provided this book to share some of the ways teachers like you have integrated pInstruments into their classrooms and programs.

# The Positive Impact of **pInstruments** on student musical choices.



Choosing the right musical tools, which are durable, affordable, and provide good sound quality, is crucial for teachers in planning their classroom activities.

While the voice is a fundamental tool, instruments help students understand tone, pitch, notes, rhythm, and other musical basics. The choice of instruments can significantly impact the learning experience.

The introduction of pBone in 2010 marked a significant milestone in the world of musical instruments. Designed by a team of UK-based musicians and engineers, this plastic trombone led the way for a series of high-quality, durable, and affordable pInstruments, trusted by scores of general music teachers.

The pBuzz, pBugle, pBone Mini, pCorder, pTrumpet, pCornet and pBone were developed to foster a love of music in children and help them start their musical journeys.

# Why add **pInstruments** to your curriculum?



For too long, elementary music learning has had an “empty space”. Movement and singing have been key to elementary music, along with a handful of instruments. **But where is the brass?** Brass instrument learning can help children understand basic music skills and introduce them to more advanced concepts in simple, easily understood ways. pInstruments are an easy and exciting way to fill this “empty space.”

Learning to control and gain endurance in music skills such as using air, making a pitch, and learning notes in earlier grades offer long-lasting benefits. These skills can be applied not only to general music ensembles but also to specific ones like Mariachi, modern band, and elementary band.

In this eBook, we showcase five ways, along with a list of articles and resources that you can use as you plan your pInstrument curriculum.

If you have not played a brass instrument since college or never played one at all, learning to use air and how to buzz can be even easier than learning to play other popular classroom instruments.

We know you will enjoy learning and teaching pInstruments! Please contact us with any questions or ideas you might have.



# 1. Exploring Musical Choices

## Elementary classrooms

are often the first place where kids get to explore different types of music and instruments.

Traditionally, this has included keyboards, percussion, and recorders.

### But brass instruments?


Not so much. That's where pInstruments come in. pTrumpet and pBone have given young students the chance to try their hand at brass instruments for the first time, while pBuzz has been used in group activities to create and craft those first musical moments.



Not only do these instruments fit neatly into the existing music curriculum, they also offer a high-quality sound that rivals their traditional brass counterparts.

This means students aren't simply making noise; they're making music. And when kids realize they can produce great sound, it boosts their confidence and encourages them to explore further.

## 2. Learning to use Air



Learning to use air properly is a fundamental skill in music, and it's often overlooked in early education. Instruments offer a unique way to teach this skill right from the get-go. Students learn how to control their air and develop endurance, which is essential for playing any wind instrument.

This isn't just about blowing air into an instrument; it's about learning the correct technique, setting the stage for future musical success.

The quality of instruments plays a crucial role here. Their design allows for easy airflow, making it simpler for kids to get the hang of it.

This very practical skill carries over into other areas like singing, dance, theatre, or even public speaking and athletics.

## 3. Fostering Creativity



### Kids love to experiment...

...and plnstruments give them the freedom to do just that. These are authentic instruments that allow students to control pitch and create melodies. This hands-on experience is invaluable for developing musical intuition and creativity. As ensemble instruments, plnstruments enable peer-to-peer learning, engage aural, visual and kinesthetic learning styles, and provide a safe space for creating their own musical experiences.

The quality of these instruments ensures that this creative freedom doesn't come at the expense of sound.

Students can experiment and play, knowing that the instrument will deliver consistent, high-quality sound. This reliability encourages more exploration and helps students push their creative boundaries. Students feel like their creative work is genuine, played on authentic instruments.



## 4. A Real Feel for Playing Together



plnstruments offer a practical way for students to find out. Younger students can SEE what it's like and can LISTEN and FEEL what it's like. Unlike other introductory methods, which might only allow a quick tryout of various instruments, plnstruments let students actually play and practice, without the weight, awkwardness and fear of breaking an expensive piece of equipment.

**The durability and affordability of plnstruments make them ideal for classroom use.**

Teachers can let students explore without constantly worrying about potential damage. This freedom to explore, coupled with great sound and durability, provides for a more authentic and enjoyable ensemble experience.



## 5. The New Age of Elementary Bands



The concept of an elementary band isn't new, but the introduction of plinstruments makes it even more possible. Whether it's a traditional band, a smaller ensemble, or even a rock or jazz band, these instruments make it possible to offer a wide range of musical experiences to younger students.

This opens up new opportunities for music education at the elementary level, allowing for more inclusive and diverse musical experiences.


# Resources you can use:

These are just five ways elementary music teachers are using pInstruments to help their students to experience music making. Throughout the world, pInstruments are making a real difference in the lives of children. We have seen classrooms, districts and even the education of entire countries changed as a result of the availability of these innovative tools.


The quality, durability, and versatility of pInstruments are revolutionizing the way music is taught and experienced in elementary classrooms. By offering high-quality sound and a range of educational benefits, these instruments are not just enriching the music curriculum; they're setting a new standard for music education.

## Scan the QR codes to learn more!

### Elementary Music




# pBuzz Resources



## Mariachi Classroom



## Modern Band





hyTech   pBone mini   pBone   pBuzz  
 pCorder   pCornet   pTrumpet   pBugle